

THE EAST WALNUT HILLS ASSEMBLY  
MONTHLY MEMBER MEETING  
Wednesday, May 9, 2018 at 7:20 PM  
St. Francis De Sales School Cafeteria

<b>Agenda Item</b>	<b>Discussion</b>	<b>Action</b>
Welcome	EWHA President Drew Gores welcomed everyone to the monthly meeting.	None
Acceptance of 4/4/18 prior meeting minutes	The minutes of the preceding monthly meeting on 4/4/18 was posted to the website at eastwalnuthills.org and were accepted as posted.	None
3. Cincinnati Fire/Police Department	Cincinnati Police Department representative, Officer Locke, discussed safety issues in the neighborhood and discussed the crime stats, see attached.	None
4. Treasurer's Report	Freeman Durham gave the Treasurer's Report, based on March 31, 2018 numbers, which is attached below.	None
5. Beautification	Sue Fullen reported that May 12, 2018 is the Go Local event when Crossroads Church volunteers will mulch trees and traffic islands in EWH. She also thanked community volunteers for their work on traffic island weeding and repair of the neighborhood sign. The Neighborhood Blitz was a success with the dumpster and neighborhood cleanups.	None
6. Business Association	Simon Coriell reported for the BA. The Walk on Woodburn in April was a great success. Next Walk on Woodburn is June 1st. Local ambassadors for WOW are needed. Dianne Marcus reported on the May 5 Pottery Fair. Turnout was high in the Madison Lot location. She thanked UC Health and the Events Committee for their support.	None
7. Development	Rae Vuic reported that the Rainbow Building white box renovation is continuing and the RFP process to find tenants for the space(s) is on schedule. The developer of the Anthem site and City representatives continue to meet with the Stakeholder Committee to discuss the proposed development and the proposed two-way street conversion. Drew reported that the Anthem developer and EWHA (with the WHRF) has entered in a Community Benefits Agreement (CBA). She reported on the provisions in the CBA, including the payment of \$400,000, to benefit EWH, that will be paid when the developer secures construction financing. The developer and the City entered into a Development Agreement that provides for a property tax abatement for thirty years and annual VTICA payments of approximately \$95,00 a year to benefit EWH for years 16-30 of the tax abatement. The City, through a third party administrator, will manage the VTICA funds and distribution procedures. A total of the payments under the two agreements is approximately \$1,800,000 for the community. The Development Agreement also ensures that the TIF funding ordinance that the City will pass to grant the property tax abatement will not be submitted for vote	None

	until the PD design process is completed by the Developer with continued input from Stakeholder Committee.	
8. Events	Angela White reported on the Neighborhood Games being held July 20 <sup>th</sup> -28 <sup>th</sup> and the qualifying events to be held during Movie Night on June 9 <sup>th</sup> . Christine Johnson reported that there will be two movie nights this summer: a family-oriented Movie Night in Owl's Nest Park on June 9 and a second Movie Night on August 11 in the Woodburn parking lot.	None
9. Parking	Richard Boydston reported: The Board approved the new rate charged for monthly parking permits to a single rate of \$35 for 30 days, 24 hours a day. They also committed to work with Viox as a consultant for the Madison parking lot upgrades.	None
Adjournment	The meeting was adjourned at 7:55 pm.	None

Recorded by: Mark Nelson, Secretary

Next EWA Board Meeting: Wednesday 5/30/18 at 7:00 pm at MRC

Attachments: Agenda, Treasurer's Report, Sign-in Sheet and Police Dept. Crime Statistics.

**Next Assembly Meeting: Wednesday, 6/6/18 at 7:00 PM – St. Francis De Sales School Cafeteria**

**EAST WALNUT HILLS ASSEMBLY  
MONTHLY MEETING AGENDA  
May 9, 2018 following the Annual Meeting  
St Francis de Sales School Cafeteria**

1. Welcome (Drew Gores)
2. Approval of Minutes from April 4, 2018 (Drew Gores)
3. Safety
  - a. Cincinnati CFD Report
  - b. Cincinnati CPD Report
4. Treasurer's Report (Freeman Durham)
5. Beautification (Sue Fullen)
6. EWH Business Association (Simon Coriell)
7. Development (Rae Vuic and Drew Gores)
8. Events (Christine Johnson)
9. Parking (Rick Boydston)
10. Other Business

Adjournment

The June Assembly Meeting is June 6, 2018 at 7:00 pm in the St. Francis de Sales Cafeteria  
Reach out to the EWHB Board at: [EWHB@eastwalnuthills.org](mailto:EWHB@eastwalnuthills.org)  
Membership – To join go to [www.eastwalnuthills.org](http://www.eastwalnuthills.org)

**EAST WALNUT HILLS ASSEMBLY**Monthly Report  
3/1/2018 - 3/31/2018

Category	Annual Budget	Month	Year to Date
	7/1/2017 6/30/2018	3/1/2018 3/31/2018	7/1/2016 3/31/2018
<b>INCOME</b>			
Membership Dues	12,000.00	530.00	9,655.00
Grants	42,050.00	782.00	42,395.00
Parking Revenue	38,890.00	5,867.48	53,748.20
Beautification	0.00	0.00	0.00
Other Contributions	0.00	0.00	301.00
Events	500.00	0.00	758.50
Sales	500.00	0.00	298.00
Other	0.00	0.00	0.00
<b>TOTAL INCOME</b>	<b>93,940.00</b>	<b>7,179.48</b>	<b>107,155.70</b>
<b>EXPENSES</b>			
Outreach	7,966.00	75.00	4,220.28
Administration	2,898.00	9.96	299.26
Business Association	9,850.00	1,106.01	6,701.81
Beautification	8,600.00	0.00	4,945.36
Event Committee	5,270.00	372.50	2,225.78
Woodburn Parking Lot	51,440.00	3,070.68	36,332.22
Madison Parking Lot	65,270.00	5,671.30	49,428.59
Contingency	5,000.00	0.00	0.00
<b>TOTAL EXPENSES</b>	<b>156,294.00</b>	<b>10,305.45</b>	<b>104,153.30</b>
<b>OVERALL TOTAL</b>	<b>-62,354.00</b>	<b>-3,125.97</b>	<b>3,002.40</b>

**BALANCE SHEET (Month)**

	2/28/2018	3/31/2018	Net Change
Operating Account	32,175.78	31,849.98	-325.80
Madison Parking Lot Acct (Restricted)	44,483.39	42,151.59	-2,331.80
Woodburn Lot Acct	5,128.88	4,660.51	-468.37
Cash	0.00	0.00	0.00
<b>TOTAL CASH ACCOUNTS</b>	<b>81,788.05</b>	<b>78,662.08</b>	<b>-3,125.97</b>

**BALANCE SHEET (Year to Date)**

	6/30/2017	3/31/2018	Net Change
Operating Account	24,380.58	31,849.98	7,469.40
Madison Parking Lot Acct (Restricted)	51,279.10	42,151.59	-9,127.51
Woodburn Lot Acct	0.00	4,660.51	4,660.51
Cash	0.00	0.00	0.00
<b>TOTAL CASH ACCOUNTS</b>	<b>75,659.68</b>	<b>78,662.08</b>	<b>3,002.40</b>

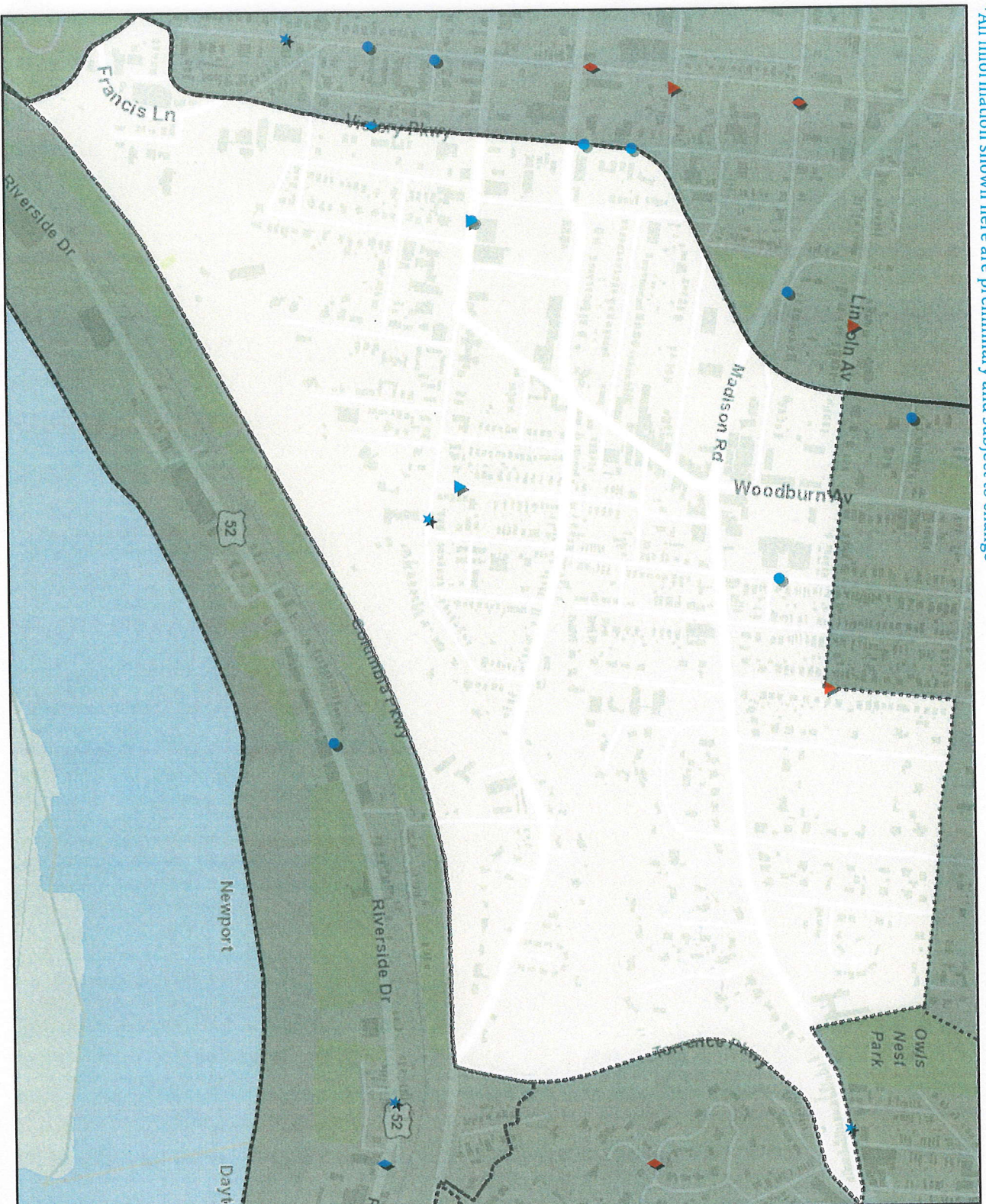


NAME Please Write or Print Legibly	NAME Please Write or Print Legibly	NAME Please Write or Print Legibly	NAME Please Write or Print Legibly
<del>Deane Peter Maza</del>		<del>Michael Maza</del>	
Jeffrey Mary Beth Butler	Mike & Deb Deroshkerich	Mary & Garry	Jonathan Boice
RAE VOIC	BOGAHINER	Melissa Maza	Michael Hubbard
Jim Tinkham	Missy Fox	Bro. Bud J	William Eaverson
NATHALIE HANSMAN	R. BOBSTEIN	Sue & Tom Fuller	Caleb & Jacquelyn Kings
HENRY McDonald	Drake	Walter Barnack	Angelo White
	Geo. Warrington	Florence Parker	Dean Clevergen
	Christine Johnson	Simon Correll	Freeman Durham
	Fr. Gene	DAVID CHRISTIAN RUTH	Eily Caldwell, #
	Lois Ginochcio	Joe Curry	Jay R. Ashmore
	Jason Blum	Mark Mela	Mike Shryack
	Suzanne Fischer	Mary Febrerio	
	Mike Fischer	Alexandra Roda	

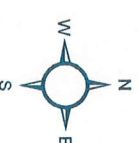


# EAST WALNUT HILLS Neighborhood Crime Report: 8-Apr-2018 to 5-May-2018

\*All information shown here are preliminary and subject to change



- Neighborhoods
- Districts
- Violent Crimes**
  - Homicide
  - Rape
  - Robbery
  - Agg Assault
- Property Crimes**
  - Burglary/BE
  - Theft from Auto
  - Auto Theft
  - Personal/Other Theft





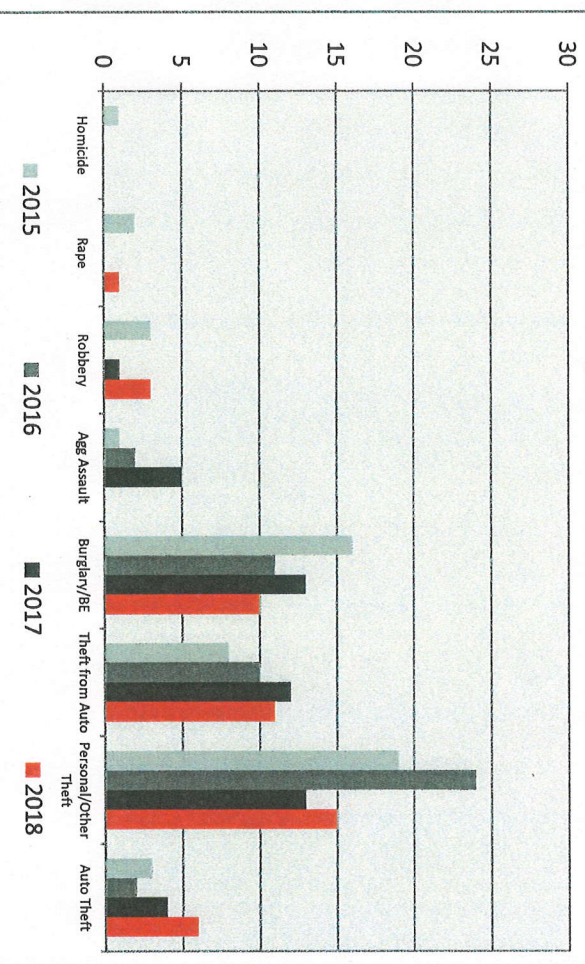
# East Walnut Hills Neighborhood Report

East Walnut Hills	Year-to-Date: 5-May					
	Avg:			% Change:		% Change:
Part 1 Crime	2015	2016	2017	2015-7	2018	Avg / 18
Homicide	1	0	0	0.3	0	↓ 0.3
Rape	2	0	0	0.7	1	50.0%
Robbery	3	0	1	1.3	3	125.0%
Agg Assault	1	2	5	2.7	0	↓ 2.7
Total P1 Violent Crime	7	2	6	5.0	4	-20.0%
Burglary/BE	16	11	13	13.3	10	-25.0%
Theft from Auto	8	10	12	10.0	11	10.0%
Personal/Other Theft	19	24	13	18.7	15	-19.6%
Auto Theft	3	2	4	3.0	6	100.0%
Total P1 Property Crime	46	47	42	45.0	42	-6.7%
Total P1 Crime	53	49	48	50.0	46	-8.0%

East Walnut Hills	Rolling 28 ending: 5/5/2018					
	Period 4		Period 3		Period 2	
Part 1 Crime	01/14/18 - 02/11/18 - 2/10/18		03/11/18 - 04/7/18		04/08/18 - 5/5/18	
Homicide	0		0		0	
Rape	0		0		1	
Robbery	2		0		1	
Agg Assault	0		0		0	
Total P1 Violent Crime	2		0		2	
Burglary/BE	1		6		0	
Theft from Auto	7		2		2	
Personal/Other Theft	2		5		4	
Auto Theft	2		1		2	
Total P1 Property Crime	12		14		8	
Total P1 Crime	14		14		10	

% Change:		P3-P1		P2-P1	
Homicide	N/C	N/C	N/C	N/C	N/C
Rape	N/C	N/C	N/C	N/C	N/C
Robbery	N/C	N/C	N/C	N/C	N/C
Agg Assault	N/C	N/C	N/C	N/C	N/C
Total P1 Violent Crime	N/C	N/C	N/C	N/C	N/C
Burglary/BE	-50.0%	↓ 3	↑ 3	↓ 2	↓ 2
Theft from Auto	↓ 2	↓ 2	↓ 2	↓ 2	↓ 2
Personal/Other Theft	-40.0%	-25.0%	-25.0%	-25.0%	-25.0%
Auto Theft	N/C	-50.0%	-50.0%	-50.0%	-50.0%
Total P1 Property Crime	-50.0%	-12.5%	-12.5%	-12.5%	-12.5%
Total P1 Crime	-50.0%	-30.0%	-30.0%	-30.0%	-30.0%

## Part One Reported Offenses: 2015-18



## Rolling 28 Day Reported Offenses

